

2024 Year in Review

☆ 2024 Year in Review

● The Reformulary®

● Reformulary DrugFinder®

● meTrics™

● Analytics; Data Terminal

● myRequest®

Showstoppers

\$ 2024 Savings

16.5% ↑

Savings¹ for Reformulary clients in 2024

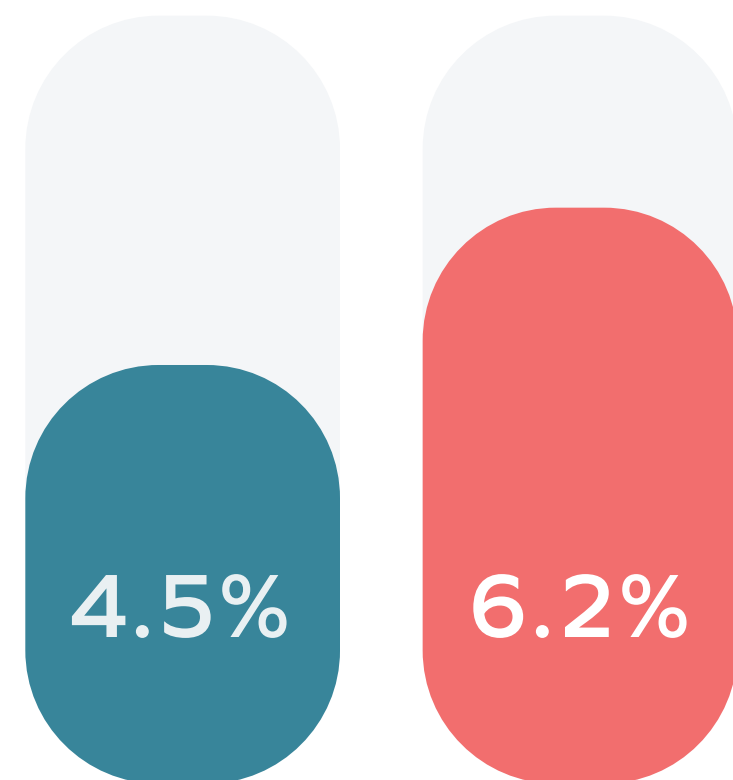
Savings to-date

11.5% ↑

present value (PV) of savings from implementation to-date

📉 Inflation

RG vs Private market²

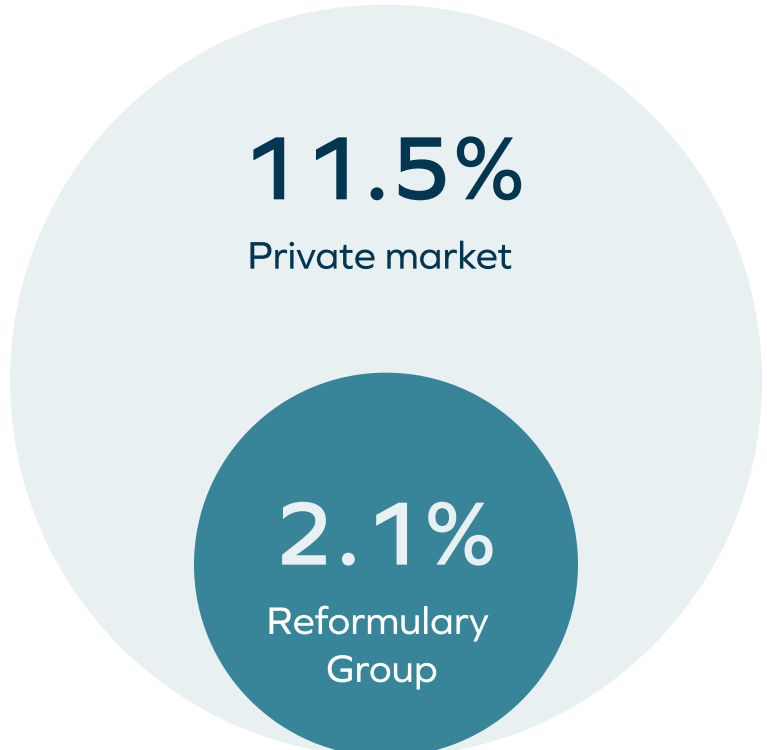


Reformulary Group (RG)

Private market

📈 Growth in Specialty

RG vs Private market



● Reformulary Group 2.1%
● Private market 11.5%

A closer look

👤 Drug reviews

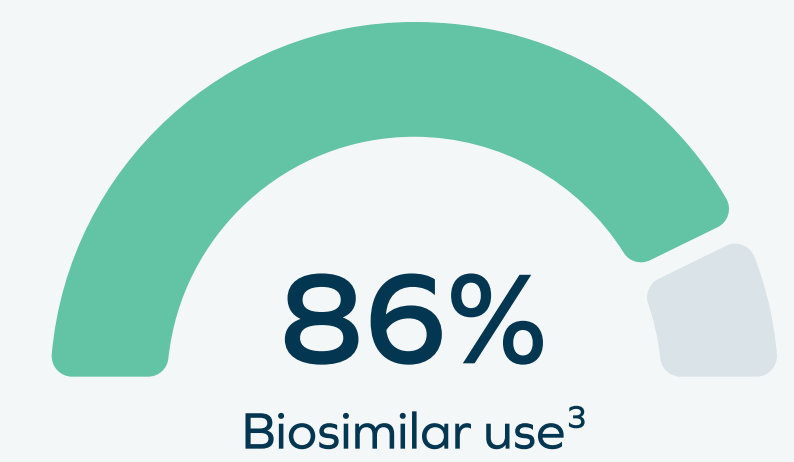
57

Comprehensive drug reviews done with our Expert Committee

You Know You Best™

Our meTrics™ platform helps you track how you feel

Shareworthy



RG BioSims™ program continues to expand, transitioning members from originator biologic to biosimilar

Appropriate use

Active formulary management of OZEMPIC: 67% decrease in number of claimants taking OZEMPIC off-label

Behind the scenes

Leveraging the power of Machine Learning (ML) to:

- + Predict & inform decisions related to pooling levels
- + Predict how well Canadians adhere to their medications

What's next

- myRequest Navigation service takes off
- RG Data Terminal launched & subscribed

¹ Based on Per Member Per Year (PMPY)

² Source: Data procured from private plans covering 3 million lives, and representing 41.7 million claims, and \$3 billion drug spend

³ Biosimilar penetration across our block; excludes one plan with grandfathering

